

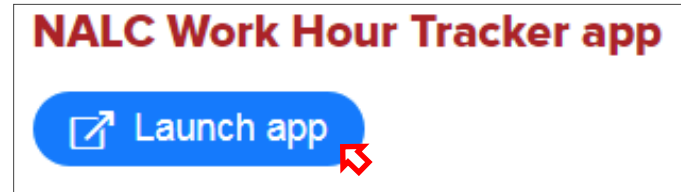
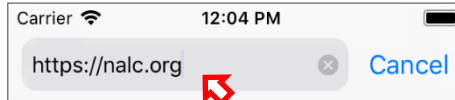
Installation Instructions

Before you begin...

Before using the app, NALC members should first log in to the Members Only portal by going to [nalc.org](https://www.nalc.org) and clicking on the "Members Only" box in the top right corner to log in. (If you haven't logged in, you can still use the app. It will prompt you to create a password.)

Step 1

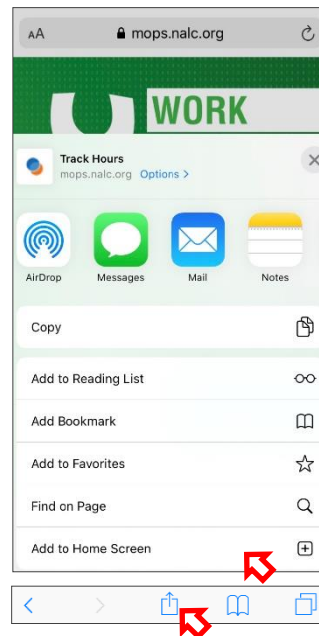
Open your mobile device's browser and head to <https://www.nalc.org>. Then scroll down to see "NALC MOBILE APPS", click the button to proceed. Then scroll down to NALC Work Hour Tracker app and click "Launch app" to start the app



Step 2

Use "Add to Home screen" or "Add Bookmark" for both iPhone and Android to access the app easily.

iPhone



Android

